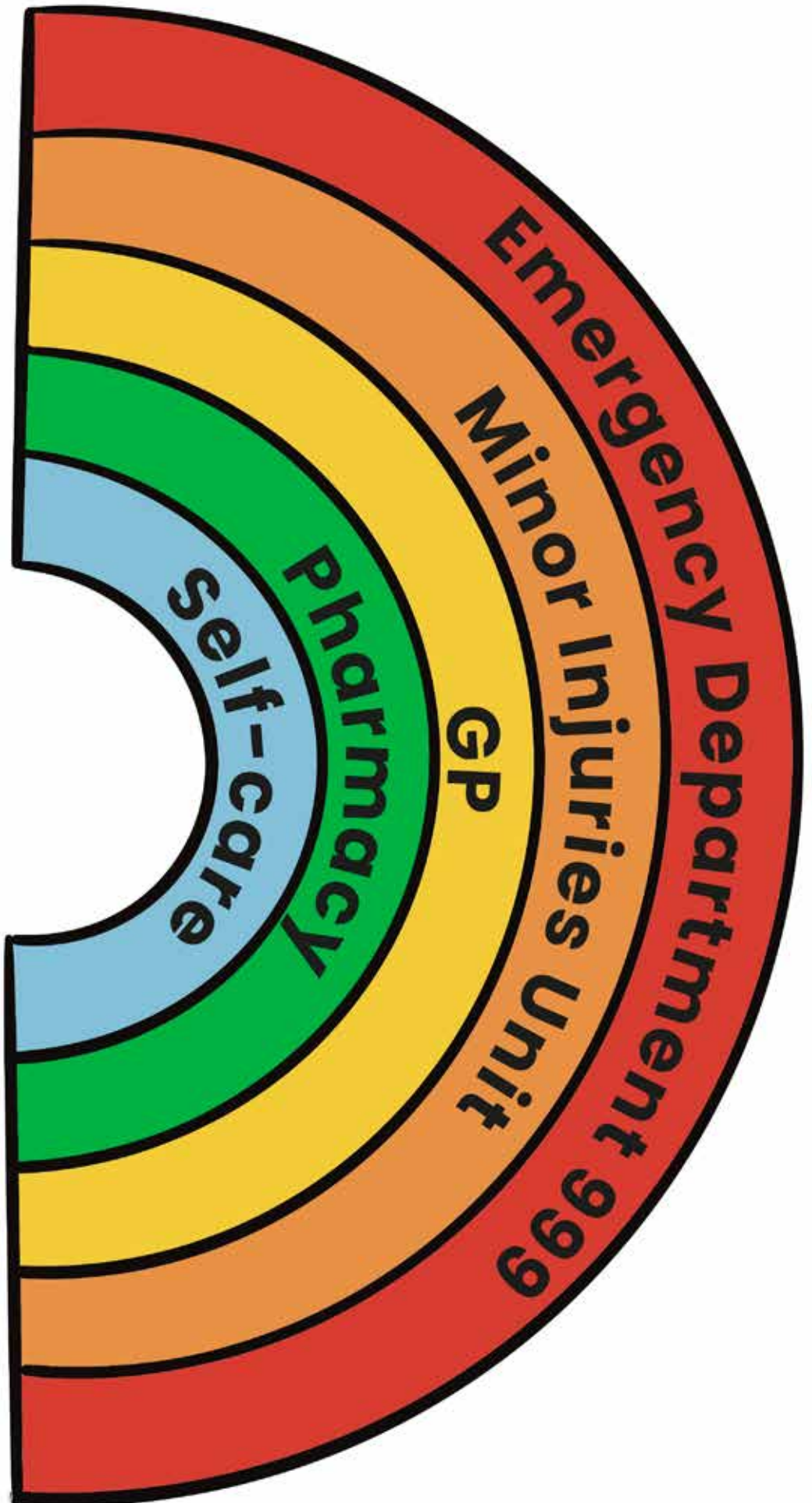


RESOURCES

P4

Key Stage
One

7 - 8 year olds



Our Health Services Rainbow

LEARNING ACTIVITY A: Sorting - Picture Cards



LEARNING ACTIVITY A: Sorting - Picture Cards



LEARNING ACTIVITY A: Sorting - Picture Cards



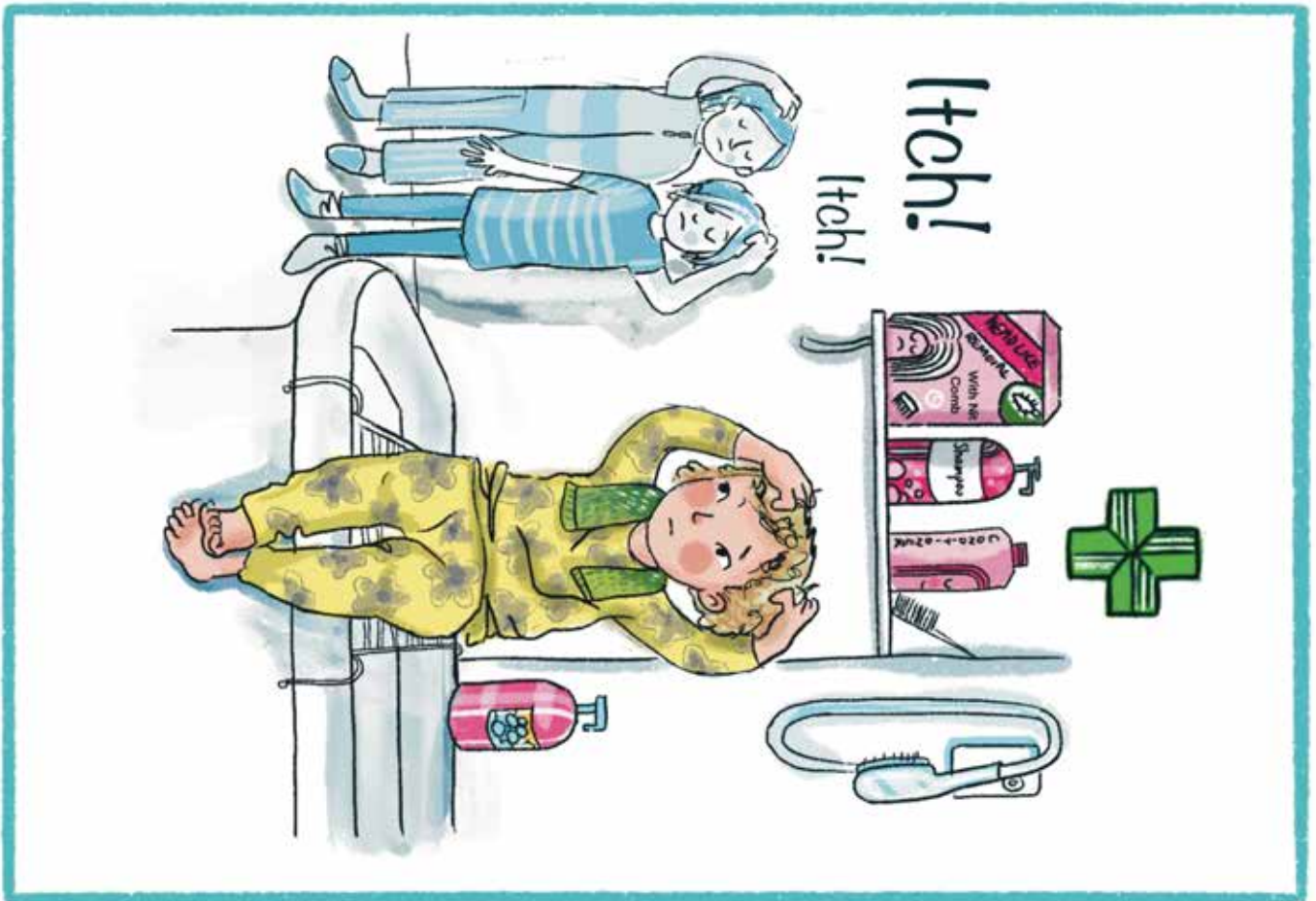
LEARNING ACTIVITY A: Sorting - Picture Cards



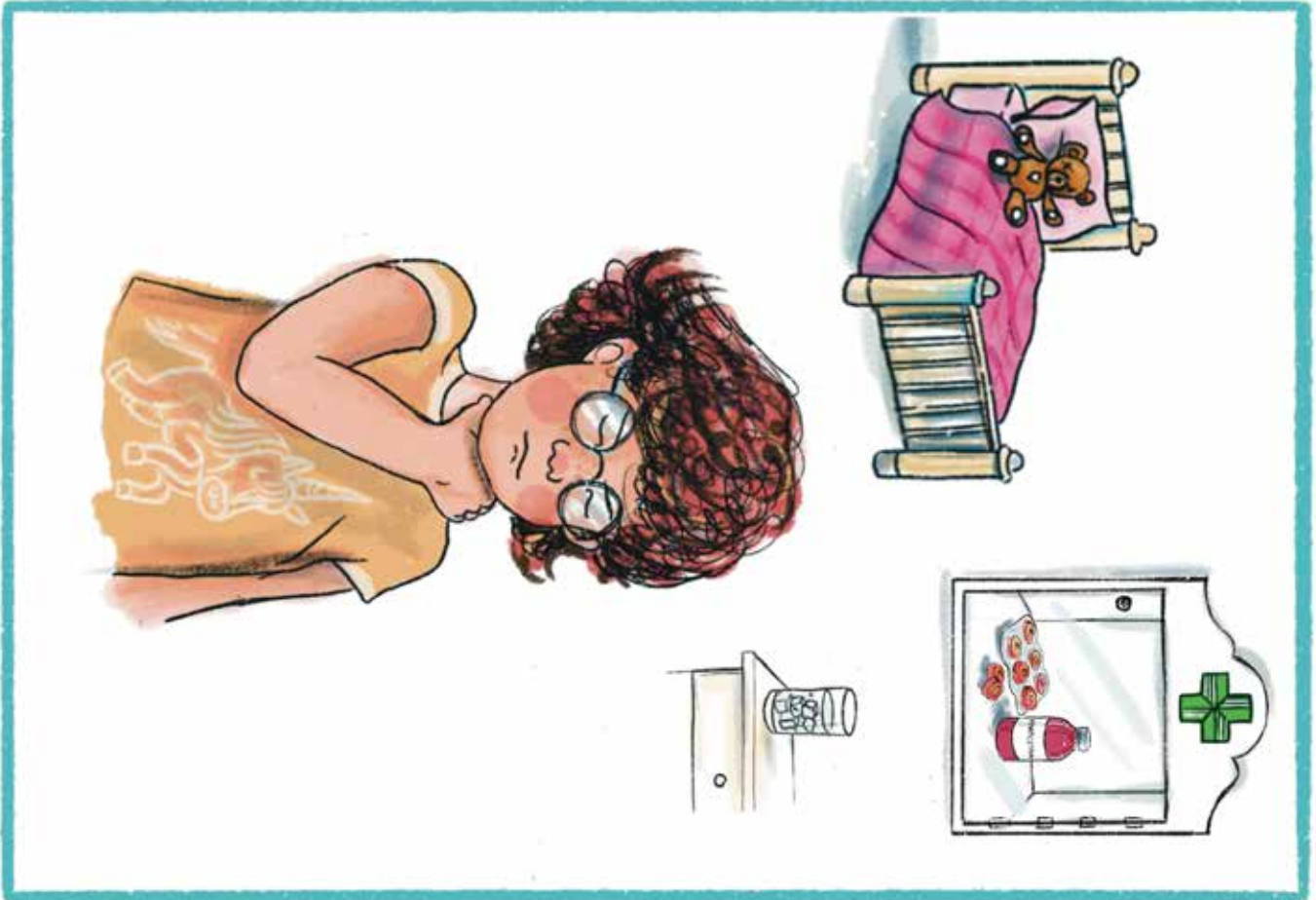
LEARNING ACTIVITY A: Sorting - Picture Cards










LEARNING ACTIVITY B: Small group work - Scenario Pictures



LEARNING ACTIVITY C: Role Play Puppets for teachers



LEARNING ACTIVITY C: Role Play Puppets for teachers



LEARNING ACTIVITY C: Role Play Puppets for teachers



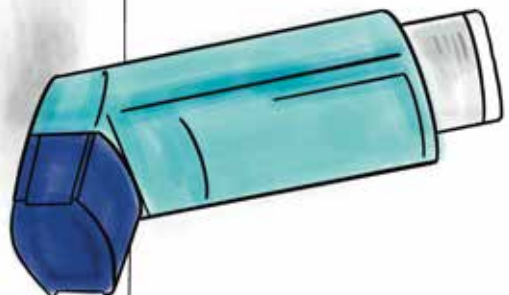
LEARNING ACTIVITY C: Role Play Puppets for teachers



LEARNING ACTIVITY C: Role Play Puppets for teachers



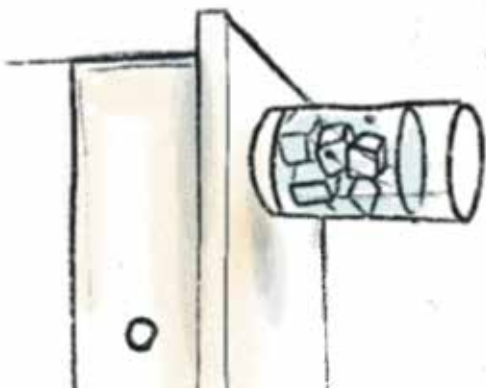
LEARNING ACTIVITY D: Common Childhood Ailments Card Game



LEARNING ACTIVITY D: Common Childhood Ailments Card Game



LEARNING ACTIVITY D: Common Childhood Ailments Card Game



What

is wrong with me?

What

medicine should I take?

When

can I see my friends?

How

can I stay healthy?

What

medication am I on?

How

do I take the medicine?

What

allergies do I have?

Who

could I ask for advice?

Super Sneezes

Super Slimy Snot

Make your own snot!

Sticky, slimy snot in our nose traps microbes. This helps to stop bad microbes getting into our body and making us ill. Ask an adult to help you make your own snot using the recipe below.

To make your own snot, you will need:

Ingredients


- PVA Glue
- Borax powder (this can be bought in the supermarket near the washing powder).
- Green food colouring (you will find this in the baking aisle of the supermarket)
- Water
- 2 disposable cups, labelled A and B
- A plastic spoon or stirrer
- A tablespoon
- Rubber gloves




Method



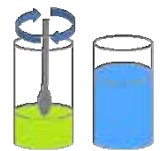
Put the gloves on. **Fill** cup A with water, and ask an adult to add a **spoonful** of borax powder to the cup. **Stir** to mix the powder and water.



In cup B, **add** about an inch of PVA glue to the bottom of the cup, and **mix** with about three tablespoons of water. **Stir** to mix.



Add a few drops of green colouring to cup B and **stir** to mix.



Finally, add a **tablespoon** of the Borax solution (from cup A) to cup B, and **watch** the green **slimy** snot form! After about 30 seconds you can **play** with it!



You can play with the snot, but **do not** eat it!
Wash your hands when you have finished playing with the snot.
It will last a few days if you keep it wrapped up in cling film.

Common Childhood Ailments Word Search 1

Y I C G Z H C Q A S
B S U R Z O C J E E
A Z L A L D C Q O L
U Q M D V W F I H F
Y C A M R A H P R C
D O C T O R S P R A
E C I L D A E H A R
H A Y F E V E R I E
A X W L Q V N U D L
T A O R H T E R O S

SELFCARE

PHARMACY

DOCTORS

COLD

DIARRHOEA

HAY FEVER

HEAD LICE

SORE THROAT

Common Childhood Ailments Word Search 2

H G O Z P S W V K S Y D
E B Q E H V R P T G I O
A U Z K R A L S Z A B C
D Y T S T A V F R T V T
L C Z Y Y T C R C F Y O
I A S I C Y H F B O D R
C M X Z T O M S L L L S
E R E V E F Y A H E T D
U A F A S R D C J G S U
S H E C N A L U B M A F
A P S O R E T H R O A T
H O S P I T A L K I F J

SELFCARE

DOCTORS

DIARRHOEA

SORE THROAT

PHARMACY

HOSPITAL

HAY FEVER

AMBULANCE

COLD

HEAD LICE

Our Health Services & Common Childhood Ailments Word Search

S U F J H J C G A H J Q N C C
T A Y E S T K E E A Z Z D O A
Z A S M E J N N O Y H N L B C
K C O D Q T J E H F O D J E V
M O H R O W U R R E S V N O B
U J D G H V A A R V P L A S Y
W N G E U T U L A E I K G E K
T K Y M H O E P I R T F S R U
Y P A P P Z M R D Z A Q M A A
G E Y V I T I A O T L A T C J
V P H A R M A C Y S G M U F P
C A M X A S B T R V M L J L F
S E I R U J N I R O N I M E E
A M B U L A N C E F D E X S N
W E C I L D A E H E E V U B T

COLD

DIARRHOEA

HAY FEVER

HEAD LICE

SORE THROAT

SELFCARE

PHARMACY

GENERAL PRACTICE

MINOR INJURIES

HOSPITAL

AMBULANCE




DoH

www.health-ni.gov.uk



Certificate of participation

in the



**Pharmacy
Schools
Programme**

was awarded to:

on: / /

KEY STAGE ONE

